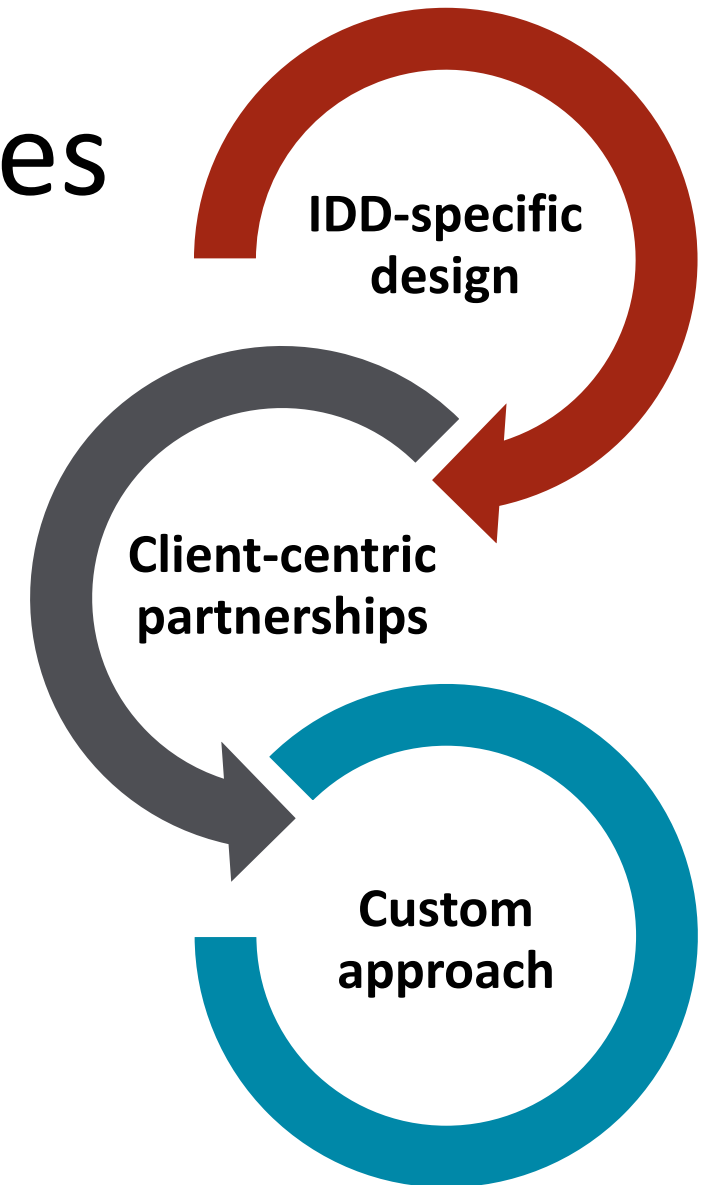




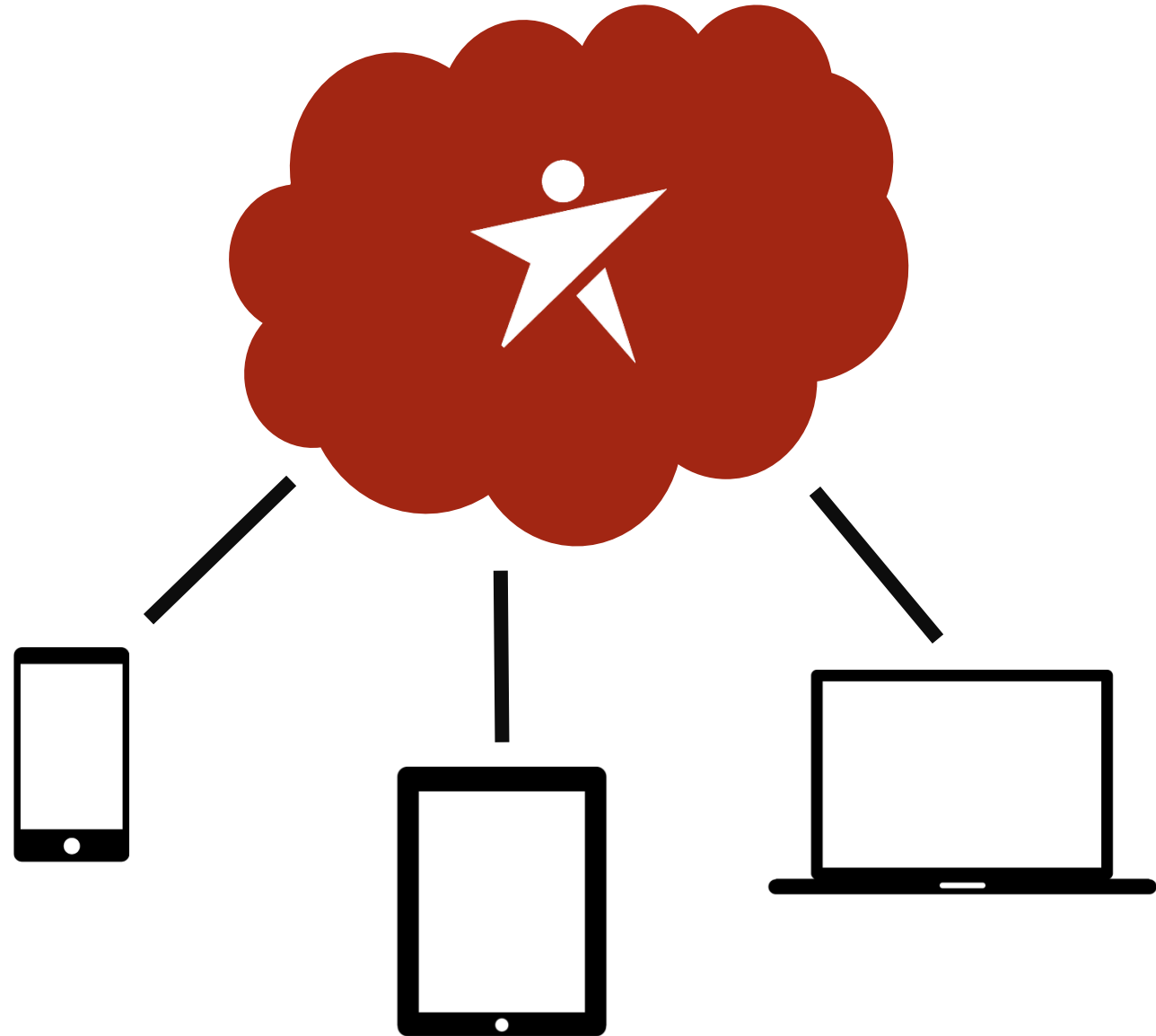
Welcome

Proven history with IDD agencies

- Partnering with agencies for over 15 years
- Over 150 clients nationwide
- Presence in each region of USA
- Client-driven development roadmap
- Not one-size-fits-all



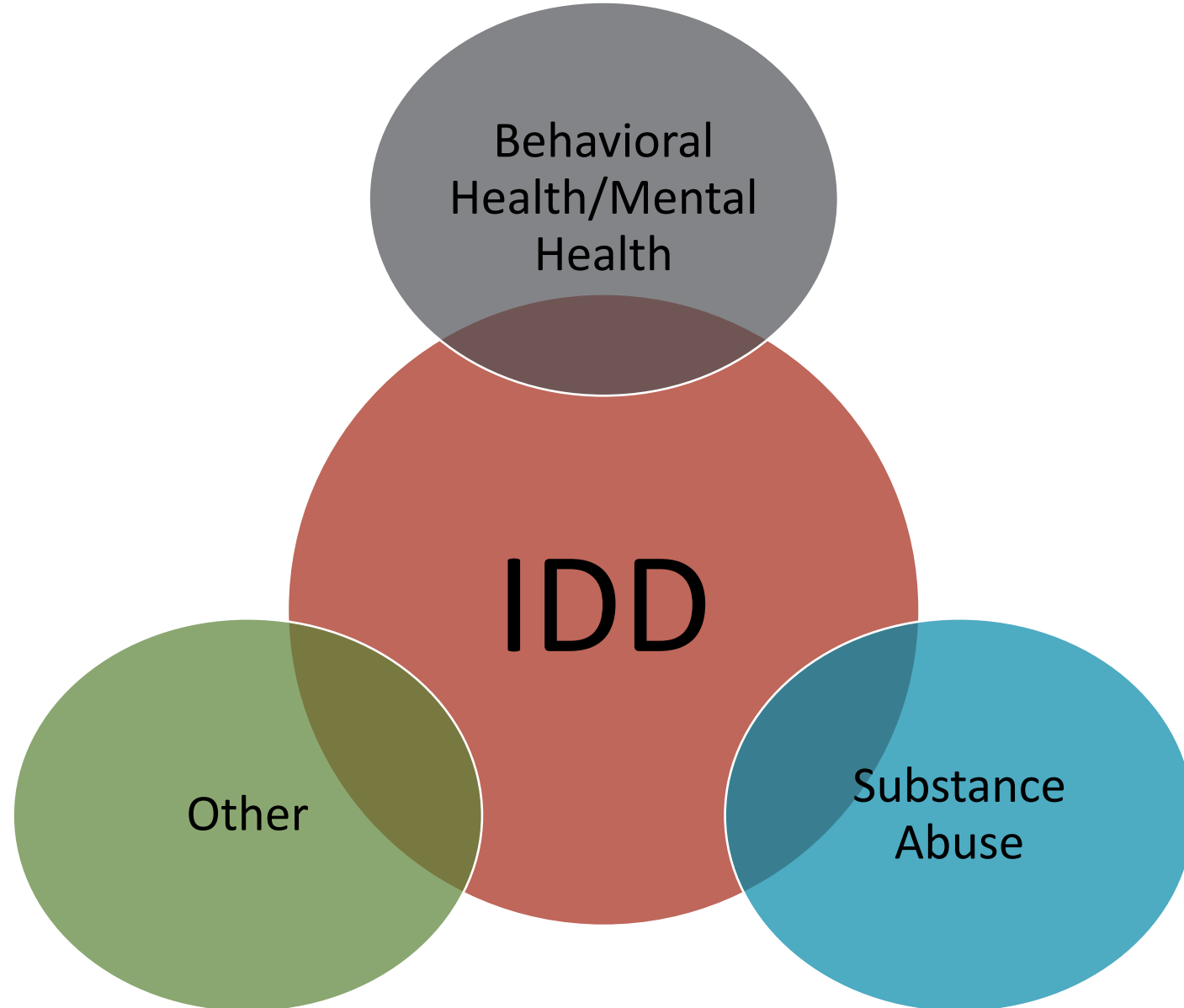
- Cloud-based solution
- Accessible anywhere with Internet access
- Usable on any device



User-friendly
and intuitive
for all IDD
services

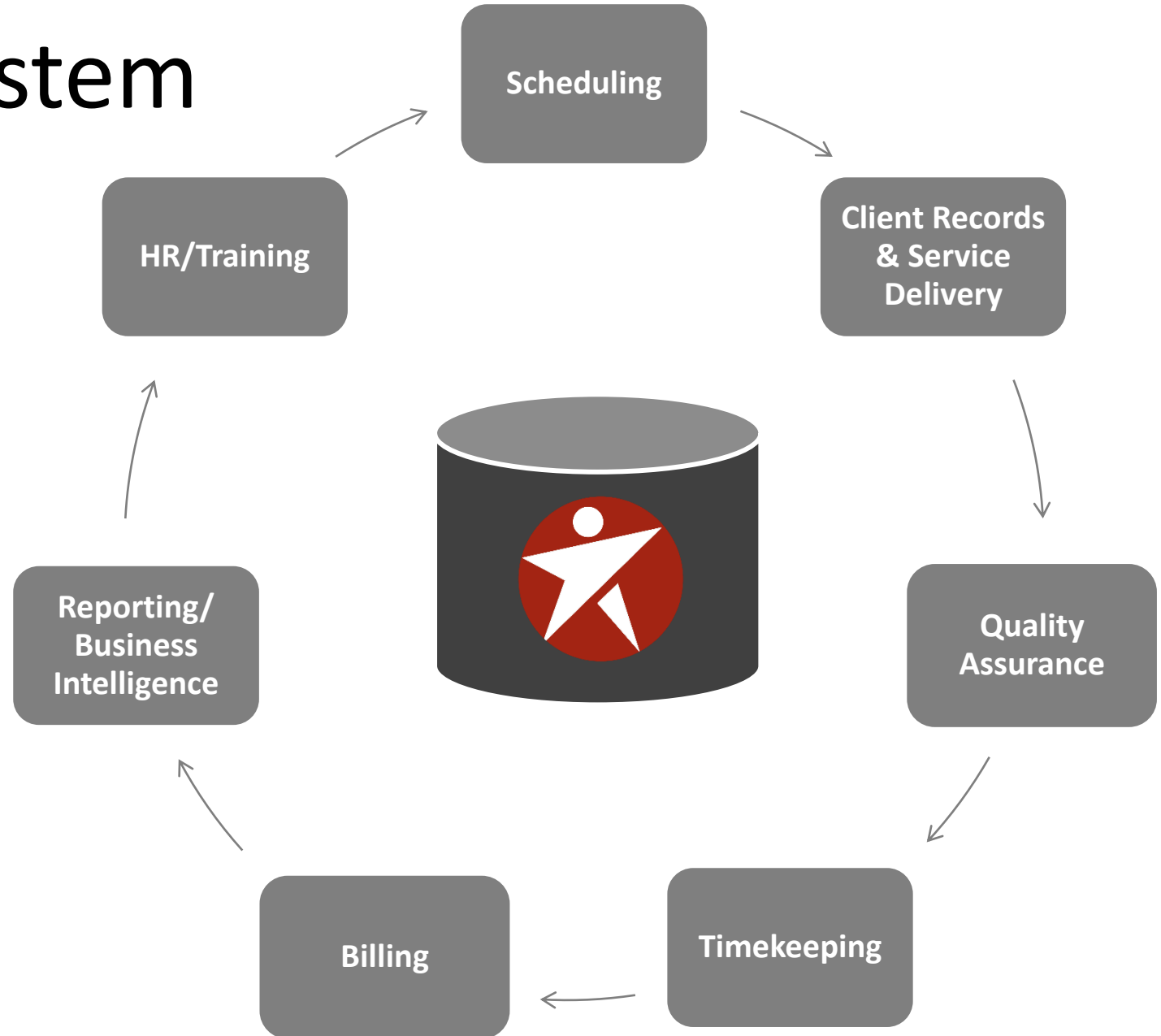


Supports
services with
some similar
documentation
needs



Fully-integrated system

- Organizational efficiencies
- Streamlined processes
- Increased compliance
- Actionable data at fingertips



EVV included

Desktop

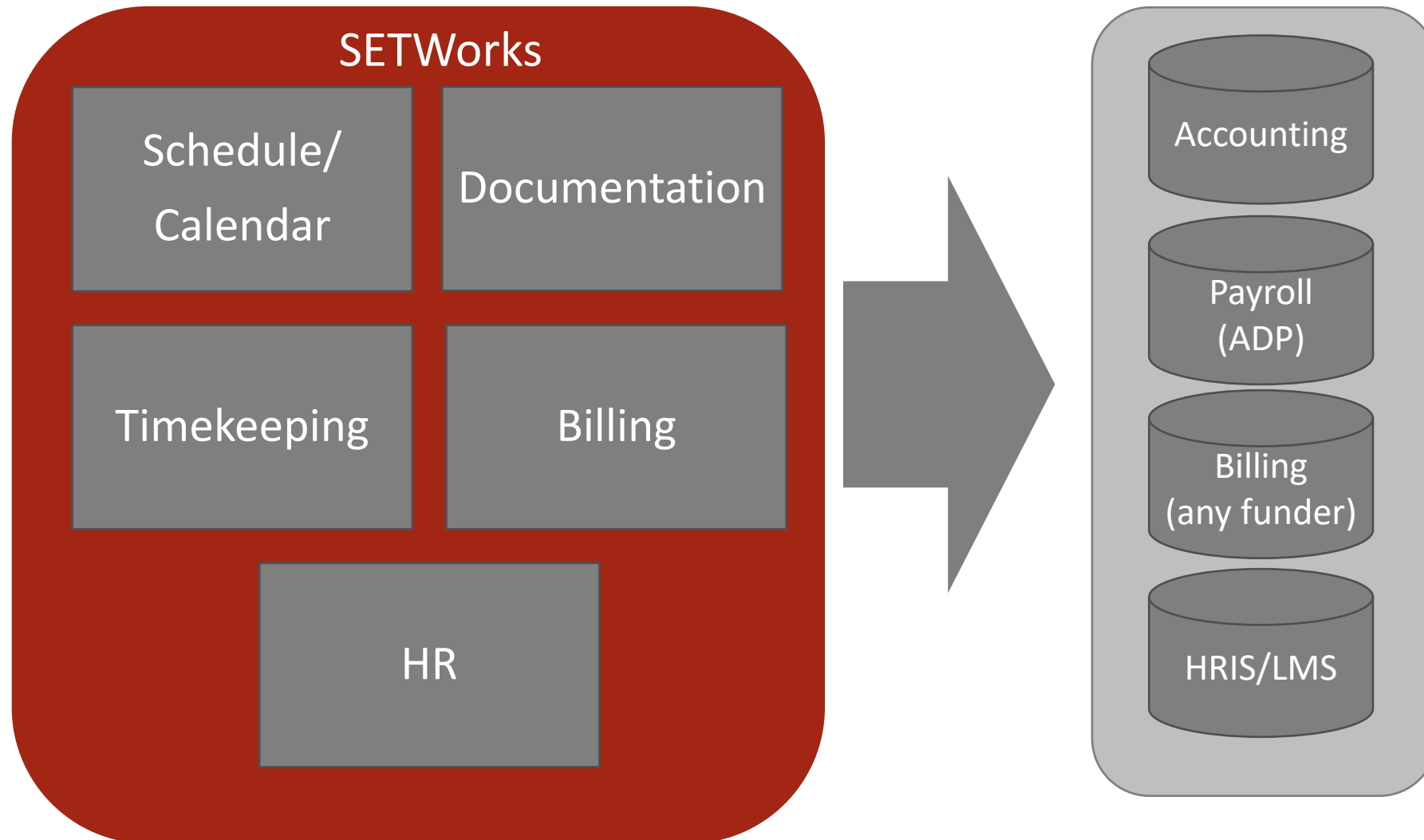
Mobile

Full EVV compliance +
powerful service documentation



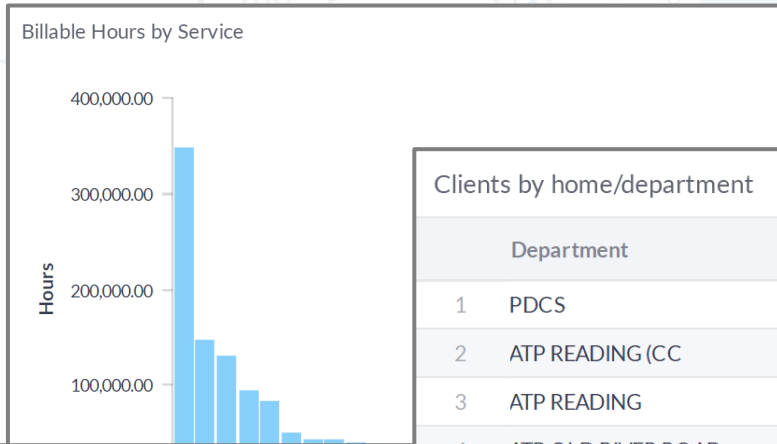
SETWorks Platform

3rd party system integration



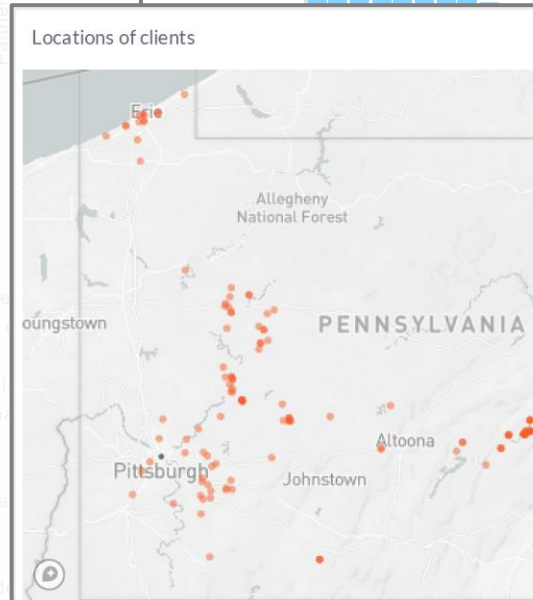
Integrated Business Intelligence

- Customizable Dashboards & Visualizations
- Aggregate any data element
- Reporting for Boards, Funders, Auditors, Accreditations



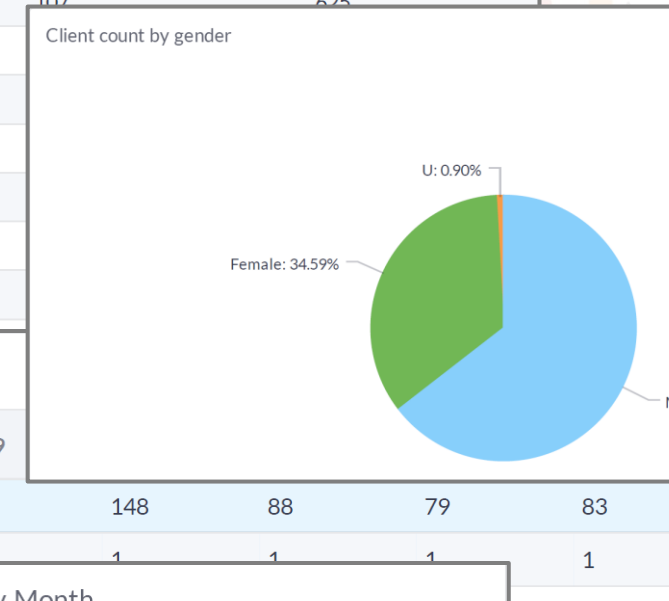
Clients by home/department

	Department	Consumersindept	Running Total
1	PDCS	518	518
2	ATP READING (CC	107	625
3	ATP READING		
4	ATP OLD RIVER ROAD		
5	Transportation		
6	Community Services		
7	TOWNSHIP LINE RD		
8	THAYER 79		



Client count by year and age group

	Year	0-19	20-29				
1	2018	21	234	148	88	79	83
2	2019	1	1	1	1	1	1
Total							



Total Clients Served by Month

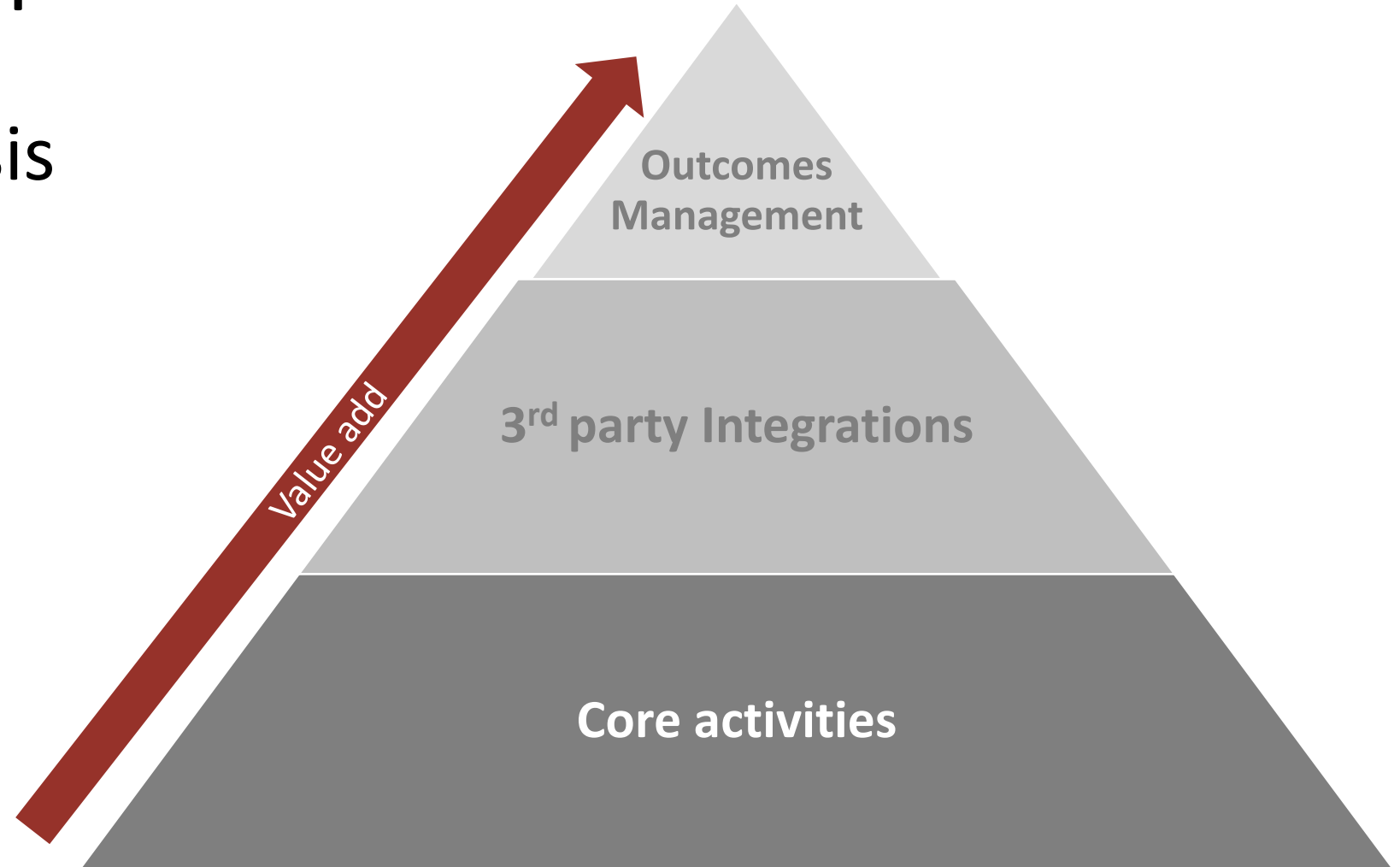
Time Range	Cou

Billable Hours by Service

Service Description	Hours


Best-practice Implementations

- Workflow analysis
- Flexible
- Prioritized customizations



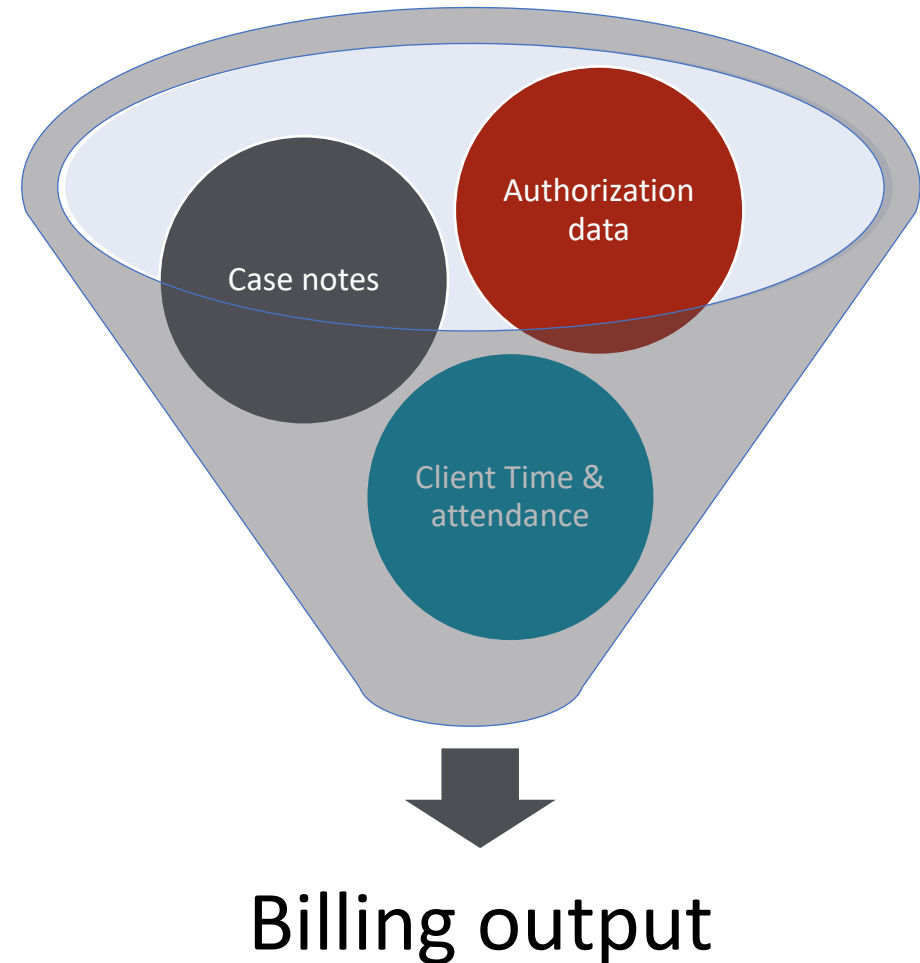
Securely delivered

- Enterprise-grade HIPAA compliant 256-bit SSL security
- SOC Compliance
- 24x7x365 system monitoring
- Minute-by-minute backups
- Stringent and configurable password requirements
- Access configurable by IP address
- Two-Factor Authentication (TFA) available
- Independent third-party security audits

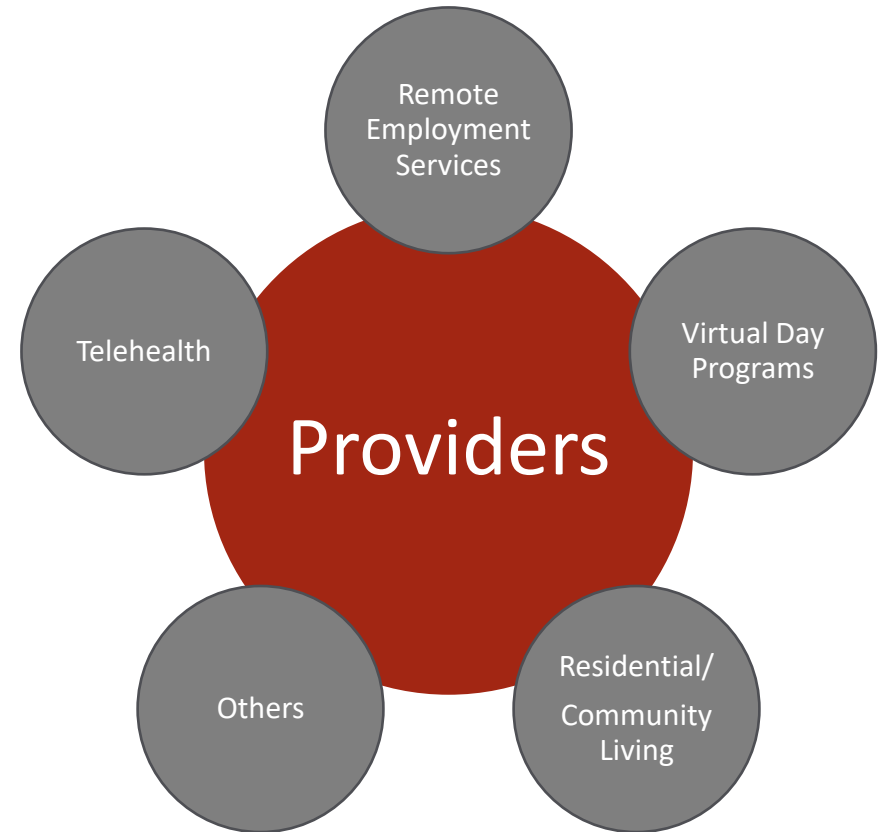

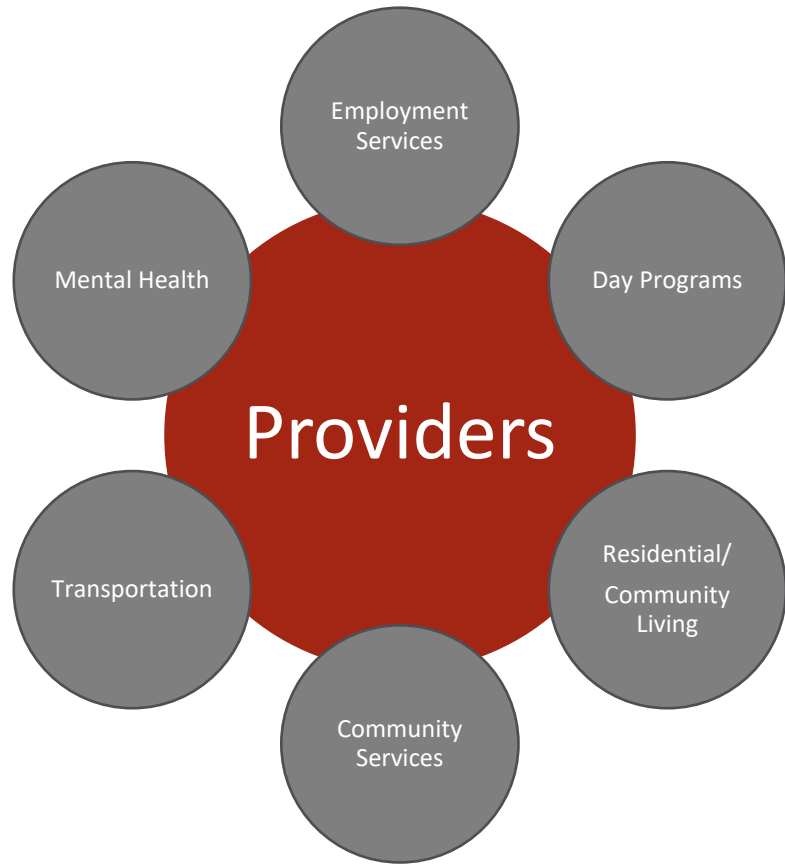


Integrated process for manual and electronic billing

- Import data from funder/state systems
- Interface to accounting systems
- Reporting
 - Pre/Post Billing Reports
 - RA/Healthcare Payment Batch Report
 - Aging Report
 - Invoice Billing Report
 - Custom Billing Reports
- Business Intelligence
 - Finance Dashboard



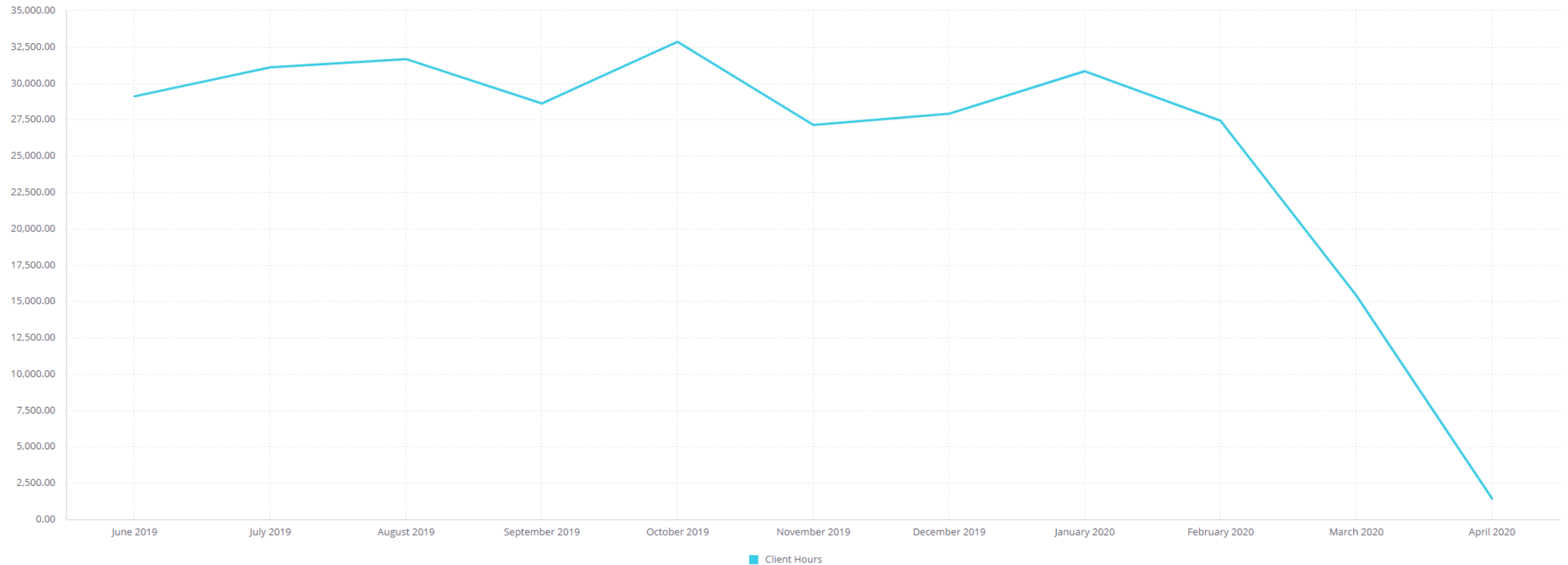
COVID-19 Impact



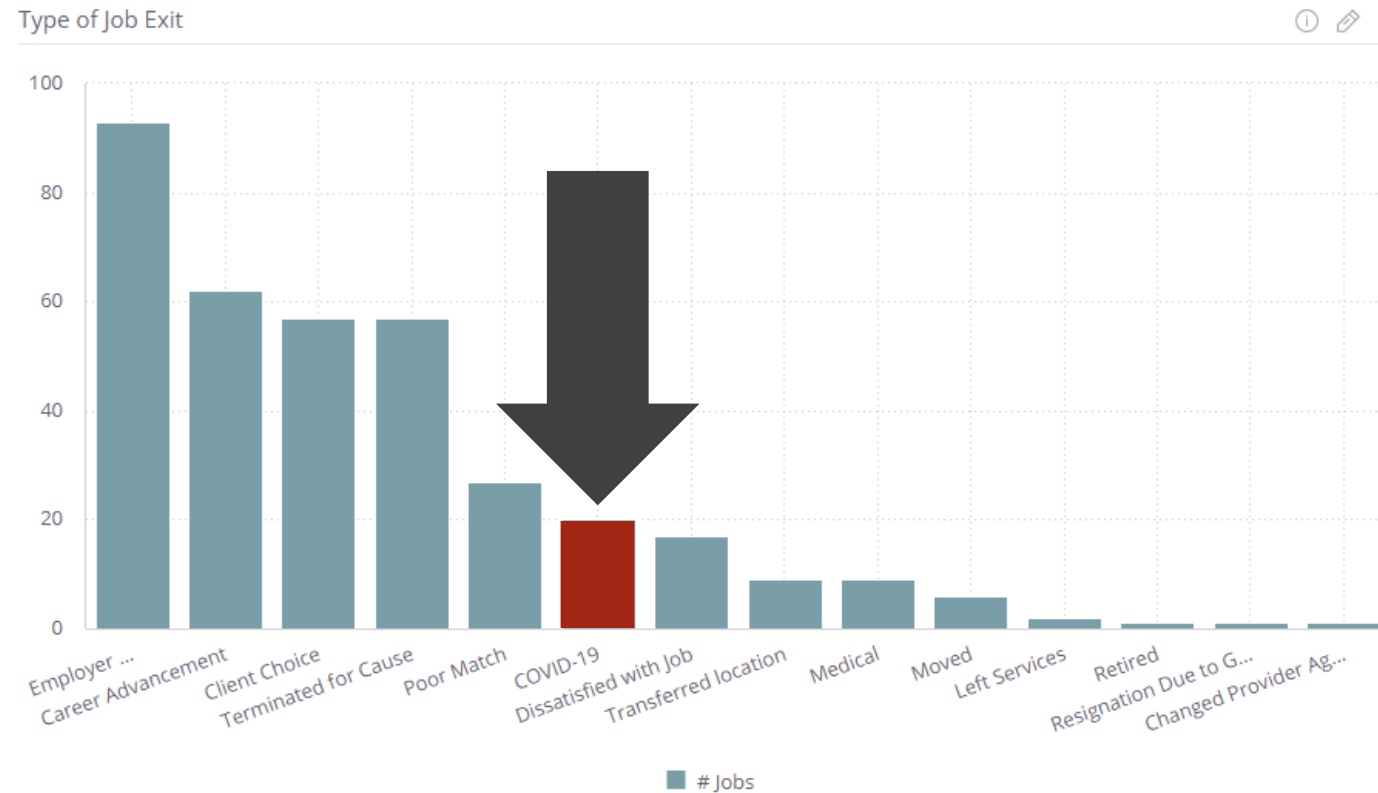
(Mostly) In-Person

(Mostly) Virtual

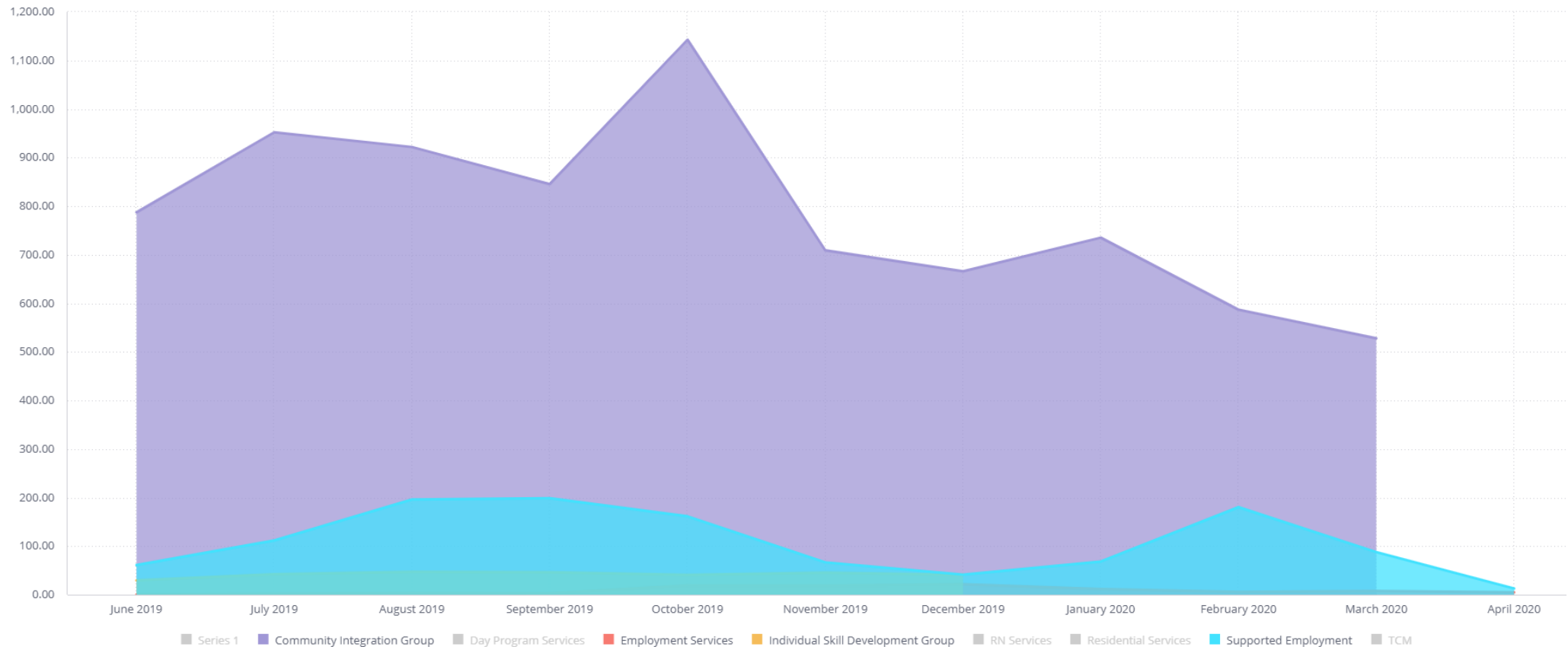
COVID-19 Impact



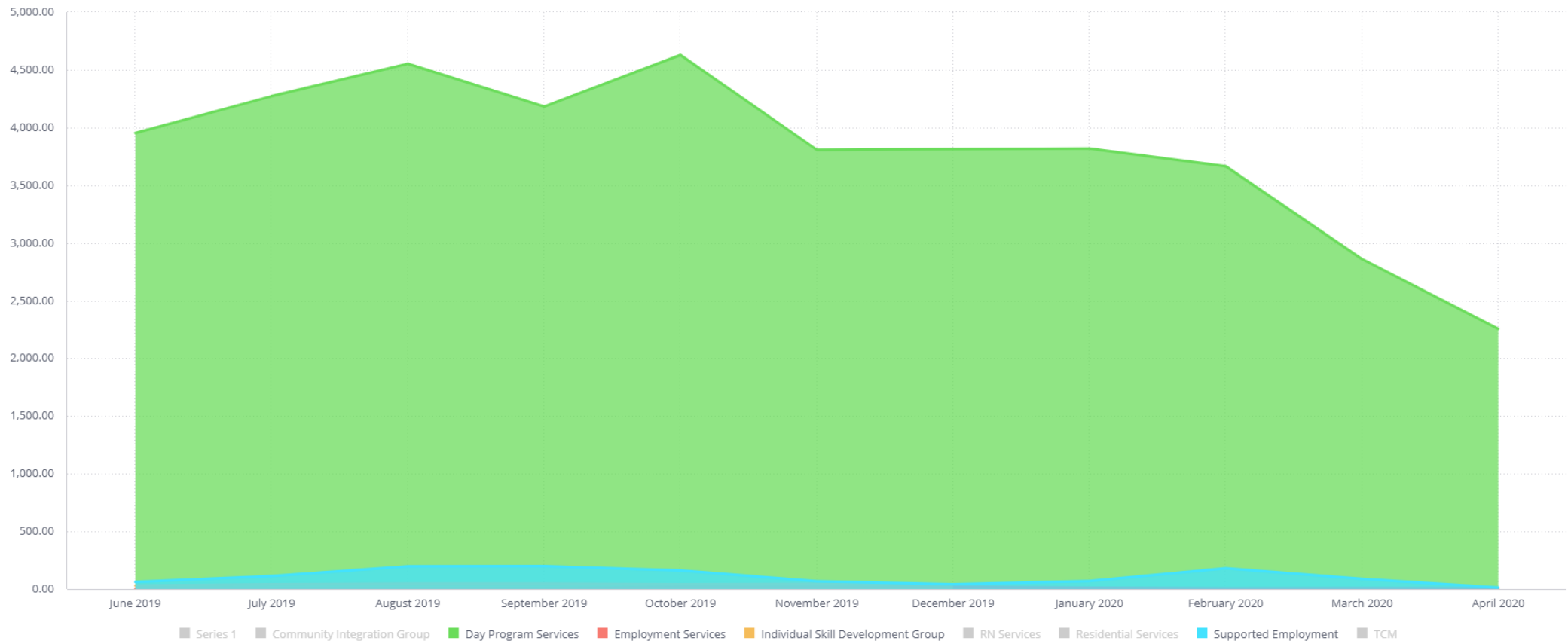
COVID-19 Employment Services impact



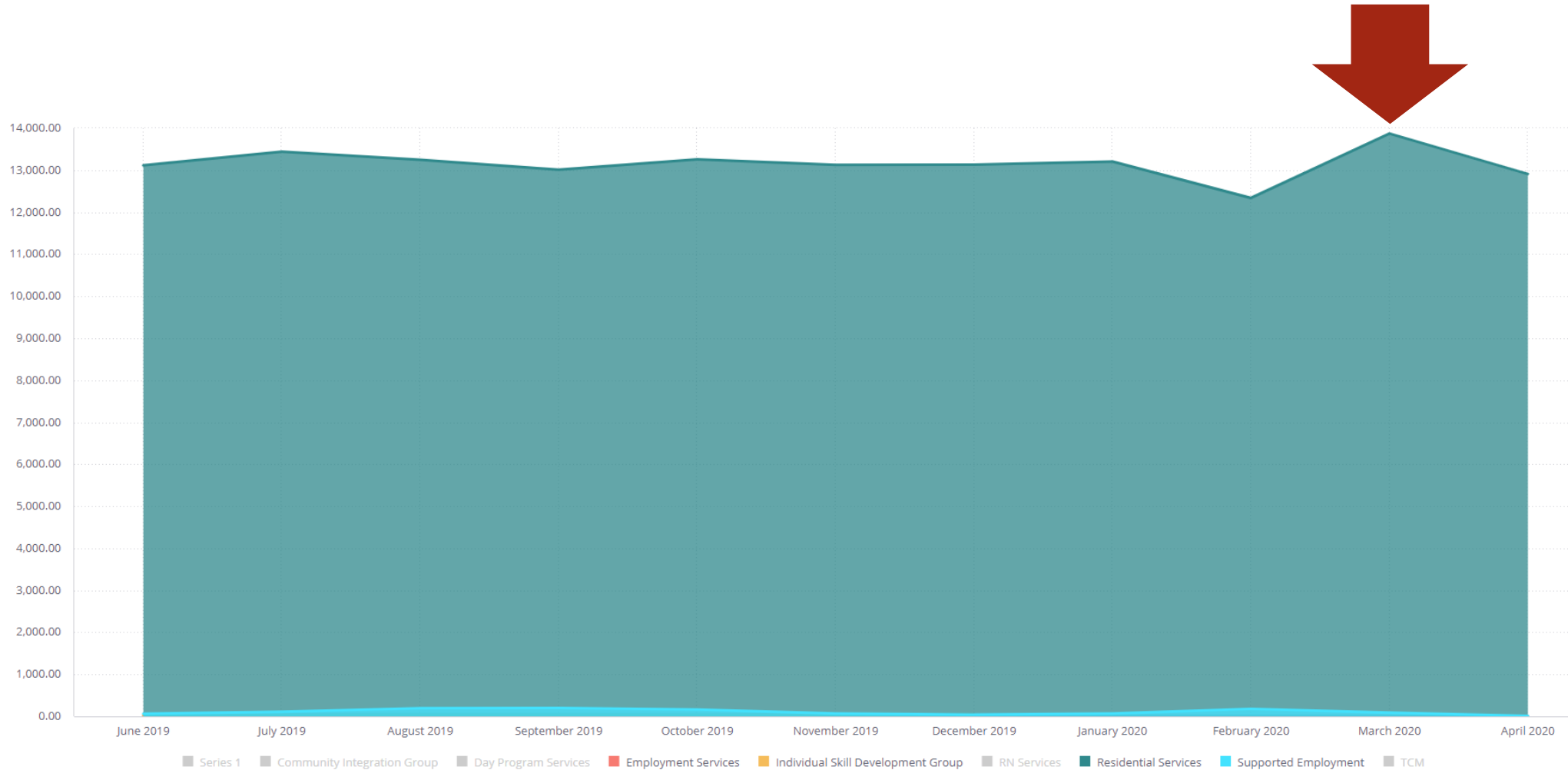
COVID-19 tools: CI drop to zero, Employment hit



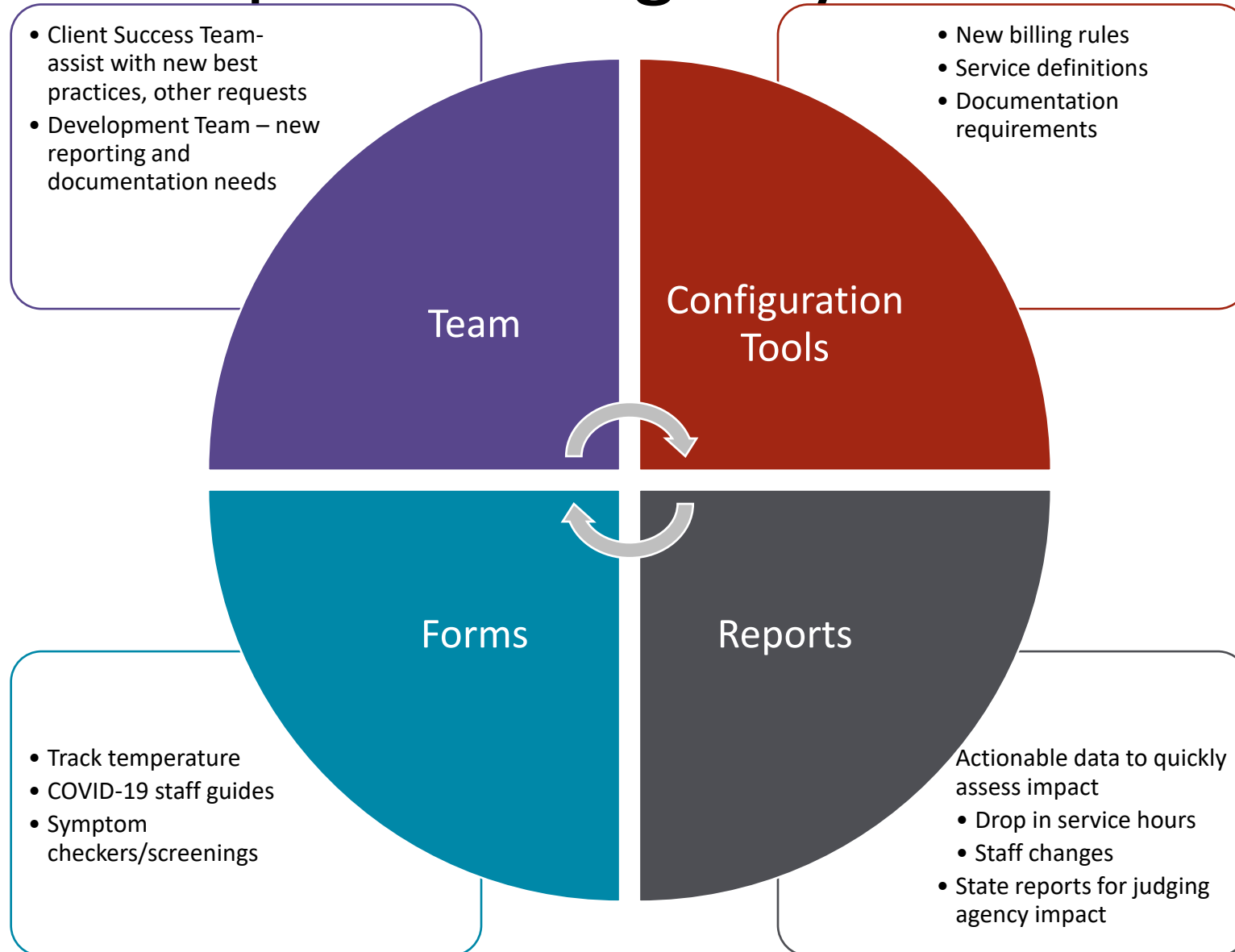
COVID-19 tools: Day program drop & provided virtually



COVID-19 tools: Residential uptick



COVID-19 Response at Agency and State Level



COVID-19 Response - Forms

Forms:

- COVID-19 Cleaning Tracker
- COVID-19 Staff Temperature and Hand Washing
- COVID-19 Staff Guides
- COVID-19 Home Guides
- COVID-19 Questionnaire Forms
- COVID-19 Screenings
- COVID-19 Shift Symptom Checks
- Etc.

Priority forms are capable of automatically notifying specified distribution lists.

All incoming staff arriving on shift will need to have their temperature taken, verify they are feeling okay, free of any symptoms and wash their hands prior to starting their shift. The following steps detail this process:

1. Outgoing staff will take the incoming staff's temperature prior to starting their shift and ask staff if they are feeling okay.
2. *If the temperature exceeds 100 degrees, or the staff has any symptoms (cough, shortness of breath, lack of taste or smell or redness in eyes), the staff with the elevated temperature or symptoms needs to go to their vehicle and await further instruction
3. The staff taking the temperature will then contact nursing on call to elevate the information.
4. Nursing staff will then contact the staff to ask further questions either clearing them to work or sending them home.
5. If staff are not allowed to work, they must get clearance from their doctor before returning to work.
6. Nursing staff will then elevate their findings to Program on call to ensure the needed follow up takes place.
7. If staff are cleared to work they need to thoroughly wash their hands prior to starting their shift.

Date:

04/29/2020

Time:

8:00 AM



Name of staff arriving on shift:

John Smith

Staff's temperature:

98.60



* Staff is symptom free?

COVID-19 tools



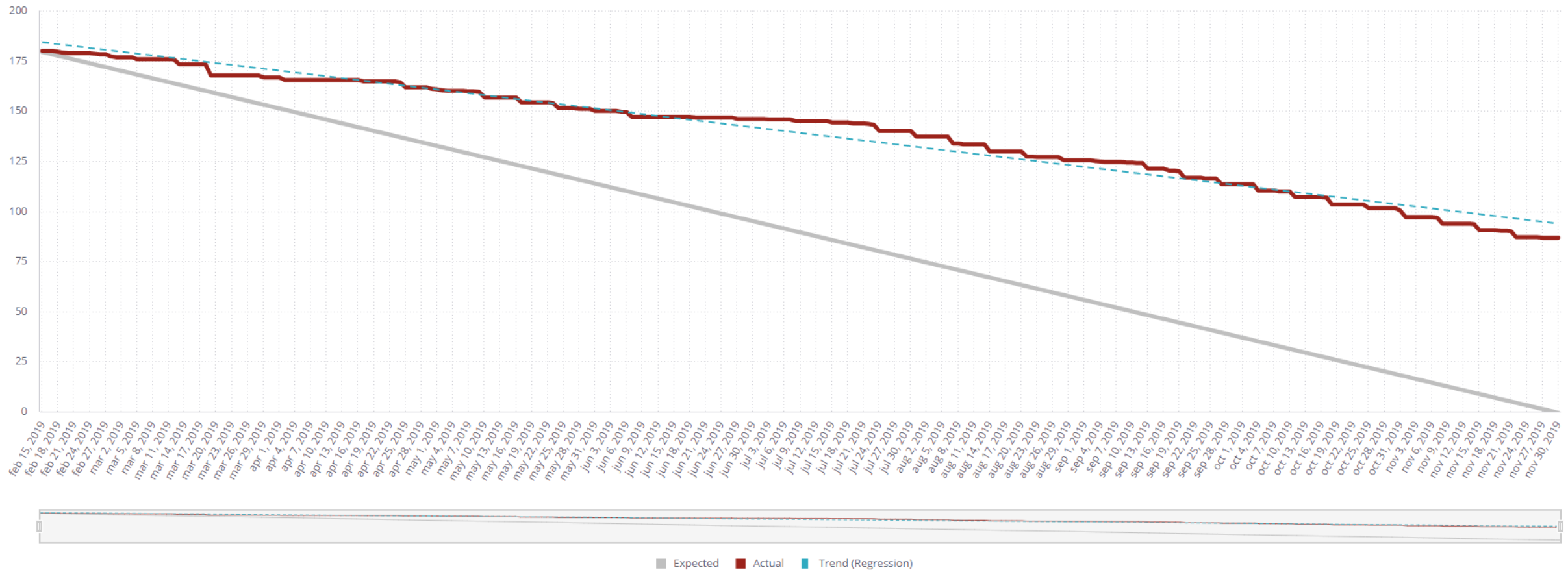
Consumer	Staff	Funding Source	Department	Service	Billing Code	Auth Code	Service Type	Face-to-Face	Phase	Travel Time (hours)	Service Hours
Asher, Jane	Koelling, Mathew	IVRS	Sales Demo Department	Day Program	T2021SE	T2021SE	Day Program	Yes		0	1
Asher, Jane	Cooper, Laura	IVRS	Sales Demo Department	Day Program	T2021SE	T2021SE	Day Program	Yes		0	6
Asher, Jane	Cooper, Laura	IVRS	Sales Demo Department	Day Program	T2021SE	T2021SE	Day Program	Yes		0	6
Asher, Jane	Cooper, Laura	IVRS	Sales Demo Department	Day Program	T2021SE	T2021SE	Day Program	Yes		0	2
Asher, Jane	Cooper, Laura	IVRS	Sales Demo Department	Day Program	T2021SE	T2021SE	Day Program	Yes		0	2
Asher, Jane	Cooper, Laura	IVRS	Sales Demo Department	Day Program	T2021SE	T2021SE	Day Program	Yes		0	6
Asher, Jane	Lindell, David	IVRS	Sales Demo Department	Day Program	T2021SE	T2021SE	Day Program	Yes		0	1
Harrison, Zac...	Missihoun, Mariah	Supported Empl...	Kitsap County	Kitsap-Supported Em...		1121211	*Individualized Su...	No	P4Reco...	0	0.5
Harrison, Zac...	Missihoun, Mariah	Supported Empl...	Kitsap County	Kitsap-Supported Em...		1121211	*Individualized Su...	No	P4Reco...	0	0.25
Harrison, Zac...	Jacobsen, Marina	Supported Empl...	Kitsap County	Kitsap-Supported Em...		1121211	*Individualized Su...	No	P4Reco...	0	0.25
Harrison, Zac...	Jacobsen, Marina	Supported Empl...	Kitsap County	Kitsap-Supported Em...		1121211	*Individualized Su...	No	P4Reco...	0	0.5
Harrison, Zac...	Jacobsen, Marina	Supported Empl...	Kitsap County	Kitsap-Supported Em...		1121211	*Individualized Su...	No	P4Reco...	0	0.25
Harrison, Zac...	Jacobsen, Marina	Supported Empl...	Kitsap County	Kitsap-Supported Em...		1121211	*Individualized Su...	Yes	P1Intak...	0	0.5
Harrison, Zac...	Jacobsen, Marina	Supported Empl...	Kitsap County	Kitsap-Supported Em...		1121211	*Individualized Su...	No	P1Intak...	0	2
Harrison, Zac...	Jacobsen, Marina	Supported Empl...	Kitsap County	Kitsap-Supported Em...		1121211	*Individualized Su...	Yes	P1Intak...	0	0.5
Harrison, Zac...	Jacobsen, Marina	Supported Empl...	Kitsap County	Kitsap-Supported Em...		1121211	*Individualized Su...	No	P1Intak...	0	0.5
Harrison, Zac...	Jacobsen, Marina	Supported Empl...	Kitsap County	Kitsap-Supported Em...		1121211	*Individualized Su...	Yes	P1Intak...	0	0.25
Harrison, Zac...	Jacobsen, Marina	Supported Empl...	Kitsap County	Kitsap-Supported Em...		1121211	*Individualized Su...	No	P4Reco...	0	0.5
Harrison, Zac...	Jacobsen, Marina	Supported Empl...	Kitsap County	Kitsap-Supported Em...		1121211	*Individualized Su...	No	P1Intak...	0	0.5
Harrison, Zac...	Jacobsen, Marina	Supported Empl...	Kitsap County	Kitsap-Supported Em...		1121211	*Individualized Su...	No	P1Intak...	0	0.5
Harrison, Zac...	Jacobsen, Marina	Supported Empl...	Kitsap County	Kitsap-Supported Em...		1121211	*Individualized Su...	Yes	P1Intak...	0	1
Harrison, Zac...	Jacobsen, Marina	Supported Empl...	Kitsap County	Kitsap-Supported Em...		1121211	*Individualized Su...	Yes	P1Intak...	0	0.5
Harrison, Zac...	Jacobsen, Marina	Supported Empl...	Kitsap County	Kitsap-Supported Em...		1121211	*Individualized Su...	Yes	P1Intak...	0	0.5
Adams, John	Enz-Cusanelli, Hannah	Supported Empl...	Clark County	Clark-Supported Empl...		11111	*Individualized Su...	No	P4Reco...	0	0.05
Adams, John	Jaimes , Jimmie	Supported Empl...	Clark County	Clark-Supported Empl...		11111	*Individualized Su...	No	P4Reco...	0	1


COVID-19 tools

Full Name	Service ^	Auth ID ^	Start Date	End Date ^	Total Hours	Hours Used	Hours Remaining v	% Hours Utilized	% Ideal Utilized	Utilization Shortfall %	Auth days left	% Time left
	IE PIERCE	490410	2/1/19	12/31/19	276	<div><div></div></div> 225.75	50.25	81.79%	100%	-18.21%	0	0.00%
		613658	1/1/20	12/31/20	456	<div><div></div></div> 50.25	405.75	11.02%	21.37%	-10.4%	287	21.48%
	DVR ITS	594123	10/24/19	4/21/20	1,000	<div><div></div></div> 32.5	967.5	3.25%	31.67%	-28.42%	123	37.75%
	DVR JP	584630	9/12/19	3/10/20	1,000	<div><div></div></div> 26	974	2.60%	23.33%	-20.7%	138	42.36%
	IE KING	581846	9/1/19	8/31/20	276	<div><div></div></div> 119.75	156.25	43.39%	54.79%	-11.41%	165	12.35%
	S2W KING	592692	10/18/19	6/30/20	730,000	<div><div></div></div> 33.75	729,966.25	0%	60.2%	-60.2%	102	15.50%
	IE PIERCE	583903	9/10/19	8/31/20	84	<div><div></div></div> 29.75	54.25	35.42%	53.65%	-18.24%	165	12.98%
	IE KING	514685	3/1/19	2/29/20	192	<div><div></div></div> 87.25	104.75	45.44%	99.73%	-54.28%	1	0.07%
		632117	3/1/20	2/28/21	144	<div><div></div></div> 2.25	141.75	1.56%	5.22%	-3.66%	345	25.97%
	IE KING	544068	5/1/19	4/30/20	144	<div><div></div></div> 49.25	94.75	34.20%	87.95%	-53.74%	44	3.29%
	IE KING	574536	8/1/19	7/31/20	144	<div><div></div></div> 42.75	101.25	29.69%	63.56%	-33.87%	133	9.96%
	IE PIERCE	609245	1/1/20	12/31/20	192	<div><div></div></div> 17.25	174.75	8.98%	21.64%	-12.66%	286	21.41%
	IE PIERCE	527444	3/1/19	7/31/20	144	<div><div></div></div> 151	-7	104.86%	74.32%	30.5%	133	4.95%
	IE KING	561322	8/1/19	5/31/20	312	<div><div></div></div> 36.5	275.5	11.70%	75.66%	-63.96%	74	7.98%
	Private Pay King	609905	12/2/19	12/1/20	12	<div><div></div></div> 4	8	33.33%	27.12%	6.21%	266	19.91%
	IE KING	515177	3/1/19	2/28/20	168	<div><div></div></div> 98.75	69.25	58.78%	100%	-41.22%	0	0.00%
		634399	2/29/20	2/28/21	168	<div><div></div></div> 5.75	162.25	3.42%	5.48%	-2.06%	345	25.83%
	IE PIERCE	596780	11/1/19	10/31/20	288	<div><div></div></div> 83	205	28.82%	38.08%	-9.26%	226	16.92%
	DVR ITS	546336	5/22/19	7/22/19	65	<div><div></div></div> 161.75	-96.75	248.85%	100%	148.85%	0	0.00%
	IE PIERCE	596790	11/1/19	10/31/20	192	<div><div></div></div> 33.75	158.25	17.58%	32.33%	-14.75%	247	18.49%
	IE PIERCE	583942	9/7/19	11/5/19	46	<div><div></div></div> 50.25	-4.25	109.24%	100%	9.24%	0	0.00%
		596785	11/6/19	10/31/20	276	<div><div></div></div> 101.5	174.5	36.78%	37.50%	-1%	225	17.31%
	DVR JP	556902	6/18/19	11/18/19	250	<div><div></div></div> 20.5	229.5	8.20%	35.95%	-27.75%	98	41.59%
	CI King	514912	2/15/19	11/30/19	180	<div><div></div></div> 93.25	86.75	51.81%	98.96%	-47.15%	3	0.36%
		607231	12/1/19	11/30/20	180	<div><div></div></div> 39.25	140.75	21.81%	29.59%	-7.78%	257	19.24%

COVID-19 tools

Hours Burndown Chart





Q&A

For additional information contact
Laura Cooper - 816.674.7668
lcooper@setworks.com